

ORION CORP. FUTURE (ORNG) - EUX/202411

2024/09/18 18:41:11

Price
46.4552 EUR

Difference  0.51% (0.24)

General attributes

Symbol	ORNGX24
Exchange	Eurex
Currency	EUR
Security type	Future
Underlying	ORION CORPORATION B
Maturity	11-2024
Contract size	100

Market data

Bid (Bid size)	- EUR (-)
Ask (Ask size)	- EUR (-)
Open	46.4552 EUR
High	46.4552 EUR
Low	46.4552 EUR
Close (prev. day)	46.2186 EUR
Underlying	ORION CORPORATION B
Underlying price (date)	46.93 (24/09/18)
Settlement price (date)	46.46 (24/09/18)
Open Interest	0

Performance and Risk

	6m	1Y	3Y
Perf (%)	+32.54%	-	-
Perf (abs.)	+11.35	-	-
Beta	-	-	-
Volatility	22.50	-	-

Futures and Options

Related Futures	-
Related Options	-

5Y












Information about previous performance does not guarantee future performance.
Source: FactSet

Price data

Ø price 5 days Ø volume 5 days (pcs.)	46.3872 EUR (0)
Ø price 30 days Ø volume 30 days (pcs.)	46.2826 EUR (0)
Ø price 100 days Ø volume 100 days (pcs.)	41.1827 EUR (0)
Ø price 250 days Ø volume 250 days (pcs.)	- EUR (-)
YTD High date	48.3622 EUR (2024/09/09)
YTD Low date	32.2365 EUR (2024/04/18)
52 Weeks High date	- EUR (-)
52 Weeks Low date	- EUR (-)

Recent Research

on sector		on market	
Date		Headline	Download
2024/09/11		Global Equity Ratings	
2024/09/05		Global Equity Ratings	
2024/08/12		Global Equity Ratings	
2024/07/24		Global Equity Ratings	
2024/07/12		Global Equity Ratings	