

## ARCELORMITTAL S.A. FUTURE (ISPI) - EUX/202411

2024/06/05 18:48:56

Price  
**23.5472** EURDifference  -1.97% (-0.47)

## General attributes

Symbol	ISPIX24
Exchange	Eurex
Currency	EUR
Security type	Future
Underlying	ARCELORMITTAL S.A.
Maturity	11-2024
Contract size	100

## Market data

Bid (Bid size)	- EUR (-)
Ask (Ask size)	- EUR (-)
Open	23.5472 EUR
High	23.5472 EUR
Low	23.5472 EUR
Close (prev. day)	24.0195 EUR
Underlying	ARCELORMITTAL S.A.
Underlying price (date)	23.36 (24/06/05)
Settlement price (date)	23.55 (24/06/05)
Open Interest	0

## Performance and Risk

	6m	1Y	3Y
Perf (%)	-2.53%	-	-
Perf (abs.)	-0.61	-	-
Beta	-	-	-
Volatility	24.94	-	-

## Futures and Options

Related Futures	-
Related Options	-

5Y












Information about previous performance does not guarantee future performance.  
Source: FactSet

## Price data

Ø price 5 days   Ø volume 5 days (pcs.)	24.1257 EUR (0)
Ø price 30 days   Ø volume 30 days (pcs.)	24.0526 EUR (0)
Ø price 100 days   Ø volume 100 days (pcs.)	24.7765 EUR (0)
Ø price 250 days   Ø volume 250 days (pcs.)	- EUR (-)
YTD High   date	26.8609 EUR (2024/02/09)
YTD Low   date	23.3843 EUR (2024/05/29)
52 Weeks High   date	- EUR (-)
52 Weeks Low   date	- EUR (-)

## Recent Research

on sector		on market	
Date		Headline	Download
2024/05/29		Global Equity Ratings	
2024/04/26		Global Equity Ratings	
2024/04/03		Global Equity Ratings	
2024/03/13		Global Equity Ratings	
2024/02/22		Global Equity Ratings	