

# ARGENX SE FUTURE (ARGF) - EUX/202411

2024/07/16 18:49:53

Price  
**436.7254** EUR

Difference  1.02% (4.41)

### General attributes

Symbol	ARGFX24
Exchange	Eurex
Currency	EUR
Security type	Future
Underlying	ARGENX SE
Maturity	11-2024
Contract size	100

### Market data

Bid (Bid size)	- EUR (-)
Ask (Ask size)	- EUR (-)
Open	436.7254 EUR
High	436.7254 EUR
Low	436.7254 EUR
Close (prev. day)	432.313 EUR
Underlying	ARGENX SE
Underlying price (date)	424.40 (24/07/17)
Settlement price (date)	436.73 (24/07/16)
Open Interest	0

### Performance and Risk

	6m	1Y	3Y
Perf (%)	+21.31%	-	-
Perf (abs.)	+76.72	-	-
Beta	-	-	-
Volatility	38.13	-	-

### Futures and Options

Related Futures	-
Related Options	-

5Y












Information about previous performance does not guarantee future performance.  
Source: FactSet

### Price data

Ø price 5 days   Ø volume 5 days (pcs.)	435.7626 EUR (0)
Ø price 30 days   Ø volume 30 days (pcs.)	395.8813 EUR (0)
Ø price 100 days   Ø volume 100 days (pcs.)	370.6127 EUR (0)
Ø price 250 days   Ø volume 250 days (pcs.)	- EUR (-)
YTD High   date	437.3213 EUR (2024/07/12)
YTD Low   date	334.8332 EUR (2024/03/20)
52 Weeks High   date	- EUR (-)
52 Weeks Low   date	- EUR (-)

### Recent Research

on sector		on market	
Date		Headline	Download
2024/07/12		Global Equity Ratings	
2024/06/21		Global Equity Ratings	
2024/06/14		Global Equity Ratings	
2024/05/29		Global Equity Ratings	
2024/04/26		Global Equity Ratings	