

## SIEMENS AG FUTURE (SIEH) - EUX/202411

2024/08/15 18:48:33

Price  
**164.2677** EURDifference  2.12% (3.42)

## General attributes

Symbol	SIEHX24
Exchange	Eurex
Currency	EUR
Security type	Future
Underlying	SIEMENS AG
Maturity	11-2024
Contract size	100

## Market data

Bid (Bid size)	- EUR (-)
Ask (Ask size)	- EUR (-)
Open	164.2677 EUR
High	164.2677 EUR
Low	164.2677 EUR
Close (prev. day)	160.8513 EUR
Underlying	SIEMENS AG
Underlying price (date)	163.00 (24/08/16)
Settlement price (date)	164.27 (24/08/15)
Open Interest	3,790

## Performance and Risk

	6m	1Y	3Y
Perf (%)	-4.41%	-	-
Perf (abs.)	-7.58	-	-
Beta	-	-	-
Volatility	26.11	-	-

## Futures and Options

Related Futures	-
Related Options	-












5Y

Information about previous performance does not guarantee future performance.  
Source: FactSet

## Price data

Ø price 5 days   Ø volume 5 days (pcs.)	160.6354 EUR (30)
Ø price 30 days   Ø volume 30 days (pcs.)	170.5187 EUR (24)
Ø price 100 days   Ø volume 100 days (pcs.)	176.3680 EUR (7)
Ø price 250 days   Ø volume 250 days (pcs.)	- EUR (-)
YTD High   date	192.1591 EUR (2024/05/10)
YTD Low   date	155.6256 EUR (2024/08/06)
52 Weeks High   date	- EUR (-)
52 Weeks Low   date	- EUR (-)

## Recent Research

on underlying	on sector	on market	
Date		Headline	Download
2024/08/12		Global Equity Ratings	
2024/07/24		Global Equity Ratings	
2024/07/12		Global Equity Ratings	
2024/06/21		Global Equity Ratings	
2024/06/14		Global Equity Ratings	