

SIEMENS AG FUTURE (SIEH) - EUX/202411

2024/08/15 18:48:33

Price
164.2677 EURDifference  2.12% (3.42)

General attributes

Symbol	SIEHX24
Exchange	Eurex
Currency	EUR
Security type	Future
Underlying	SIEMENS AG
Maturity	11-2024
Contract size	100

Market data

Bid (Bid size)	- EUR (-)
Ask (Ask size)	- EUR (-)
Open	164.2677 EUR
High	164.2677 EUR
Low	164.2677 EUR
Close (prev. day)	160.8513 EUR
Underlying	SIEMENS AG
Underlying price (date)	162.80 (24/08/16)
Settlement price (date)	164.27 (24/08/15)
Open Interest	3,790

Performance and Risk

	6m	1Y	3Y
Perf (%)	-4.41%	-	-
Perf (abs.)	-7.58	-	-
Beta	-	-	-
Volatility	26.11	-	-

Futures and Options

Related Futures	-
Related Options	-

5Y











Information about previous performance does not guarantee future performance.
Source: FactSet

Price data

Ø price 5 days Ø volume 5 days (pcs.)	160.6354 EUR (30)
Ø price 30 days Ø volume 30 days (pcs.)	170.5187 EUR (24)
Ø price 100 days Ø volume 100 days (pcs.)	176.3680 EUR (7)
Ø price 250 days Ø volume 250 days (pcs.)	- EUR (-)
YTD High date	192.1591 EUR (2024/05/10)
YTD Low date	155.6256 EUR (2024/08/06)
52 Weeks High date	- EUR (-)
52 Weeks Low date	- EUR (-)

Recent Research

on underlying on sector on market			
Date		Headline	Download
2024/08/12		Global Equity Ratings	
2024/07/24		Global Equity Ratings	
2024/07/12		Global Equity Ratings	
2024/06/21		Global Equity Ratings	
2024/06/14		Global Equity Ratings	