

RWE AG FUTURE (RWEH) - EUX/202411

2024/09/17 18:46:12

Price
32.9032 EURDifference  0.08% (0.03)

General attributes

Symbol	RWEHX24
Exchange	Eurex
Currency	EUR
Security type	Future
Underlying	RWE AG
Maturity	11-2024
Contract size	100

Market data

Bid (Bid size)	- EUR (-)
Ask (Ask size)	- EUR (-)
Open	32.9032 EUR
High	32.9032 EUR
Low	32.9032 EUR
Close (prev. day)	32.8764 EUR
Underlying	RWE AG
Underlying price (date)	32.40 (24/09/18)
Settlement price (date)	32.90 (24/09/17)
Open Interest	0

Performance and Risk

	6m	1Y	3Y
Perf (%)	+6.13%	-	-
Perf (abs.)	+1.90	-	-
Beta	-	-	-
Volatility	25.61	-	-

Futures and Options

Related Futures	-
Related Options	-

5Y












Information about previous performance does not guarantee future performance.
Source: FactSet

Price data

Ø price 5 days Ø volume 5 days (pcs.)	32.9845 EUR (0)
Ø price 30 days Ø volume 30 days (pcs.)	32.4676 EUR (0)
Ø price 100 days Ø volume 100 days (pcs.)	33.6358 EUR (0)
Ø price 250 days Ø volume 250 days (pcs.)	- EUR (-)
YTD High date	41.6907 EUR (2024/01/09)
YTD Low date	30.3854 EUR (2024/02/26)
52 Weeks High date	- EUR (-)
52 Weeks Low date	- EUR (-)

Recent Research

on underlying	on sector	on market	
Date		Headline	Download
2024/09/11		Global Equity Ratings	
2024/09/05		Global Equity Ratings	
2024/08/12		Global Equity Ratings	
2024/07/24		Global Equity Ratings	
2024/07/12		Global Equity Ratings	