

WARTSILA CORP. FUTURE (MTAI) - EUX/202411

2024/07/10 18:34:32

Price
18.297 EUR

Difference  2.34% (0.42)

General attributes

Symbol	MTAIX24
Exchange	Eurex
Currency	EUR
Security type	Future
Underlying	WARTSILA OYJ ABP
Maturity	11-2024
Contract size	100

Market data

Bid (Bid size)	- EUR (-)
Ask (Ask size)	- EUR (-)
Open	18.297 EUR
High	18.297 EUR
Low	18.297 EUR
Close (prev. day)	17.8781 EUR
Underlying	WÄRTSILÄ OYJ ABP
Underlying price (date)	18.265 (24/07/11)
Settlement price (date)	18.30 (24/07/10)
Open Interest	0

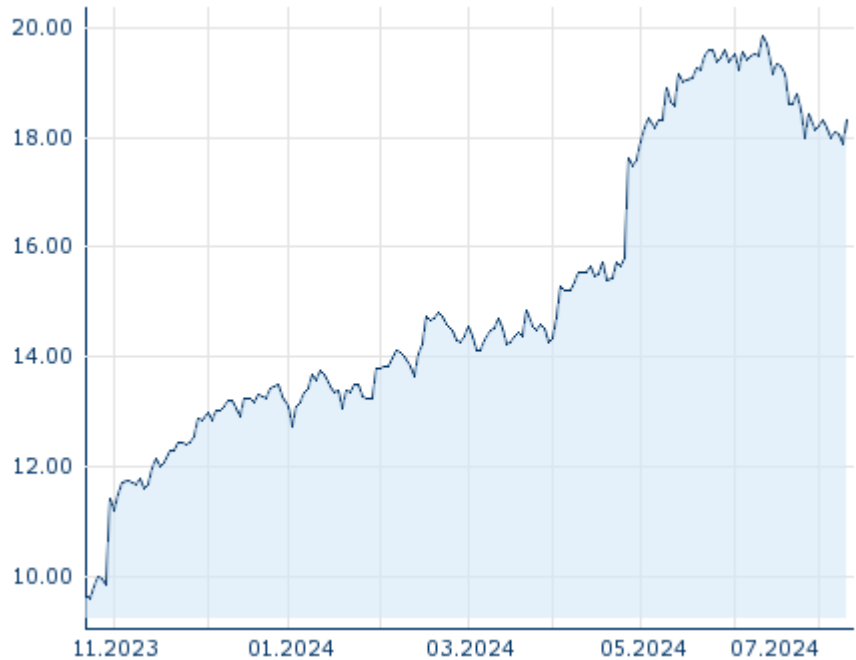
Performance and Risk

	6m	1Y	3Y
Perf (%)	+33.69%	-	-
Perf (abs.)	+4.61	-	-
Beta	-	-	-
Volatility	26.77	-	-

Futures and Options

Related Futures	-
Related Options	-

5Y












Information about previous performance does not guarantee future performance.
Source: FactSet

Price data

Ø price 5 days Ø volume 5 days (pcs.)	18.060 EUR (0)
Ø price 30 days Ø volume 30 days (pcs.)	18.853 EUR (0)
Ø price 100 days Ø volume 100 days (pcs.)	16.925 EUR (0)
Ø price 250 days Ø volume 250 days (pcs.)	- EUR (-)
YTD High date	19.839 EUR (2024/06/12)
YTD Low date	12.746 EUR (2024/01/03)
52 Weeks High date	- EUR (-)
52 Weeks Low date	- EUR (-)

Recent Research

on sector		on market	
Date		Headline	Download
2024/06/21		Global Equity Ratings	
2024/06/14		Global Equity Ratings	
2024/05/29		Global Equity Ratings	
2024/04/26		Global Equity Ratings	
2024/04/03		Global Equity Ratings	