

E.ON SE FUTURE (EOAI) - EUX/202411

2024/10/18 19:07:09

Price
13.0605 EURDifference  -0.43% (-0.06)

General attributes

Symbol	EOAIX24
Exchange	Eurex
Currency	EUR
Security type	Future
Underlying	E.ON SE
Maturity	11-2024
Contract size	100

Market data

Bid (Bid size)	- EUR (-)
Ask (Ask size)	- EUR (-)
Open	13.0605 EUR
High	13.0605 EUR
Low	13.0605 EUR
Close (prev. day)	13.117 EUR
Underlying	E.ON SE
Underlying price (date)	13.025 (24/10/18)
Settlement price (date)	13.06 (24/10/18)
Open Interest	0

Performance and Risk

	6m	1Y	3Y
Perf (%)	+7.84%	-	-
Perf (abs.)	+0.95	-	-
Beta	-	-	-
Volatility	17.34	-	-

Futures and Options

Related Futures	-
Related Options	-

5Y












Information about previous performance does not guarantee future performance.
Source: FactSet

Price data

Ø price 5 days Ø volume 5 days (pcs.)	13.1403 EUR (0)
Ø price 30 days Ø volume 30 days (pcs.)	13.3009 EUR (0)
Ø price 100 days Ø volume 100 days (pcs.)	12.8371 EUR (0)
Ø price 250 days Ø volume 250 days (pcs.)	12.4407 EUR (0)
YTD High date	13.7851 EUR (2024/09/17)
YTD Low date	11.6039 EUR (2024/02/27)
52 Weeks High date	- EUR (-)
52 Weeks Low date	- EUR (-)

Recent Research

on underlying	on sector	on market		
Date			Headline	Download
2022/12/19			Global Equity Ratings	
2022/11/28			Global Equity Ratings	
2022/11/18			Global Equity Ratings	
2022/10/31			Global Equity Ratings	
2022/10/05			Global Equity Ratings	