

## E.ON SE FUTURE (EOAI) - EUX/202411

2024/09/17 18:45:53

Price  
**13.7851** EURDifference  0.32% (0.04)

## General attributes

Symbol	EOAIX24
Exchange	Eurex
Currency	EUR
Security type	Future
Underlying	E.ON SE
Maturity	11-2024
Contract size	100

## Market data

Bid (Bid size)	- EUR (-)
Ask (Ask size)	- EUR (-)
Open	13.7851 EUR
High	13.7851 EUR
Low	13.7851 EUR
Close (prev. day)	13.7413 EUR
Underlying	E.ON SE
Underlying price (date)	13.535 (24/09/18)
Settlement price (date)	13.79 (24/09/17)
Open Interest	0

## Performance and Risk

	6m	1Y	3Y
Perf (%)	+9.31%	-	-
Perf (abs.)	+1.17	-	-
Beta	-	-	-
Volatility	17.46	-	-

## Futures and Options

Related Futures	-
Related Options	-

5Y










Information about previous performance does not guarantee future performance.  
Source: FactSet

## Price data

Ø price 5 days   Ø volume 5 days (pcs.)	13.6286 EUR (0)
Ø price 30 days   Ø volume 30 days (pcs.)	12.8783 EUR (0)
Ø price 100 days   Ø volume 100 days (pcs.)	12.7253 EUR (0)
Ø price 250 days   Ø volume 250 days (pcs.)	- EUR (-)
YTD High   date	13.7851 EUR (2024/09/17)
YTD Low   date	11.6039 EUR (2024/02/27)
52 Weeks High   date	- EUR (-)
52 Weeks Low   date	- EUR (-)

## Recent Research

on underlying	on sector	on market	
Date		Headline	Download
2022/12/19		Global Equity Ratings	
2022/11/28		Global Equity Ratings	
2022/11/18		Global Equity Ratings	
2022/10/31		Global Equity Ratings	
2022/10/05		Global Equity Ratings	