

## FORBO HOLDING AG FUTURE (FORF) - EUX/202411

2024/09/13 18:35:09

Price  
**861.6172** CHFDifference  0.58% (4.98)

## General attributes

Symbol	FORFX24
Exchange	Eurex
Currency	CHF
Security type	Future
Underlying	FORBO HOLDING AG
Maturity	11-2024
Contract size	10

## Market data

Bid (Bid size)	- CHF (-)
Ask (Ask size)	- CHF (-)
Open	861.6172 CHF
High	861.6172 CHF
Low	861.6172 CHF
Close (prev. day)	856.6363 CHF
Underlying	FORBO HOLDING AG
Underlying price (date)	860.00 (24/09/13)
Settlement price (date)	861.62 (24/09/13)
Open Interest	0

## Performance and Risk

	6m	1Y	3Y
Perf (%)	-23.18%	-	-
Perf (abs.)	-260.00	-	-
Beta	-	-	-
Volatility	20.29	-	-

## Futures and Options

Related Futures	-
Related Options	-












Information about previous performance does not guarantee future performance.  
Source: FactSet

## Price data

Ø price 5 days   Ø volume 5 days (pcs.)	856.6370 CHF (0)
Ø price 30 days   Ø volume 30 days (pcs.)	876.3239 CHF (0)
Ø price 100 days   Ø volume 100 days (pcs.)	1,009.6049 CHF (0)
Ø price 250 days   Ø volume 250 days (pcs.)	- CHF (-)
YTD High   date	1,141.9497 CHF (2024/03/28)
YTD Low   date	835.7170 CHF (2024/09/05)
52 Weeks High   date	- CHF (-)
52 Weeks Low   date	- CHF (-)

## Recent Research

on sector		on market	
Date		Headline	Download
2024/09/11		Global Equity Ratings	
2024/09/05		Global Equity Ratings	
2024/08/12		Global Equity Ratings	
2024/07/24		Global Equity Ratings	
2024/07/12		Global Equity Ratings	