

ASML HOLDING N.V. FUTURE (ASMH) - EUX/202411

2024/09/13 18:34:55

Price
737.6056 EURDifference  1.60% (11.60)

General attributes

Symbol	ASMHX24
Exchange	Eurex
Currency	EUR
Security type	Future
Underlying	ASML HOLDING N.V.
Maturity	11-2024
Contract size	100

Market data

Bid (Bid size)	- EUR (-)
Ask (Ask size)	- EUR (-)
Open	737.6056 EUR
High	737.6056 EUR
Low	737.6056 EUR
Close (prev. day)	726.004 EUR
Underlying	ASML HOLDING N.V.
Underlying price (date)	734.00 (24/09/13)
Settlement price (date)	737.61 (24/09/13)
Open Interest	260

Performance and Risk

	6m	1Y	3Y
Perf (%)	-20.36%	-	-
Perf (abs.)	-185.59	-	-
Beta	-	-	-
Volatility	41.69	-	-

Futures and Options

Related Futures	-
Related Options	-












Information about previous performance does not guarantee future performance.
Source: FactSet

Price data

Ø price 5 days Ø volume 5 days (pcs.)	693.6563 EUR (0)
Ø price 30 days Ø volume 30 days (pcs.)	784.4932 EUR (0)
Ø price 100 days Ø volume 100 days (pcs.)	875.9513 EUR (3)
Ø price 250 days Ø volume 250 days (pcs.)	- EUR (-)
YTD High date	1,013.6511 EUR (2024/07/10)
YTD Low date	660.0649 EUR (2024/01/05)
52 Weeks High date	- EUR (-)
52 Weeks Low date	- EUR (-)

Recent Research

on underlying	on sector	on market	
Date		Headline	Download
2024/09/11		Global Equity Ratings	
2024/09/05		Global Equity Ratings	
2024/08/12		Global Equity Ratings	
2024/07/24		Global Equity Ratings	
2024/07/12		Global Equity Ratings	