

# AMADEUS IT GROUP S.A. FUTURE (AI3F) - EUX/202411

2024/09/12 18:37:09

Price  
**62.8605** EUR

Difference  0.28% (0.17)

### General attributes

Symbol	AI3FX24
Exchange	Eurex
Currency	EUR
Security type	Future
Underlying	AMADEUS IT GROUP SA
Maturity	11-2024
Contract size	100

### Market data

Bid (Bid size)	- EUR (-)
Ask (Ask size)	- EUR (-)
Open	62.8605 EUR
High	62.8605 EUR
Low	62.8605 EUR
Close (prev. day)	62.6857 EUR
Underlying	AMADEUS IT GROUP SA
Underlying price (date)	62.44 (24/09/12)
Settlement price (date)	62.86 (24/09/12)
Open Interest	0

### Performance and Risk

	6m	1Y	3Y
Perf (%)	+5.89%	-	-
Perf (abs.)	+3.50	-	-
Beta	-	-	-
Volatility	20.41	-	-

### Futures and Options

Related Futures	-
Related Options	-

5Y












Information about previous performance does not guarantee future performance.  
Source: FactSet

### Price data

Ø price 5 days   Ø volume 5 days (pcs.)	62.7471 EUR (0)
Ø price 30 days   Ø volume 30 days (pcs.)	59.7205 EUR (0)
Ø price 100 days   Ø volume 100 days (pcs.)	62.5030 EUR (0)
Ø price 250 days   Ø volume 250 days (pcs.)	- EUR (-)
YTD High   date	68.6908 EUR (2024/06/05)
YTD Low   date	55.2714 EUR (2024/02/29)
52 Weeks High   date	- EUR (-)
52 Weeks Low   date	- EUR (-)

### Recent Research

on underlying	on sector	on market	
Date		Headline	Download
2023/10/27		Global Equity Ratings	
2023/09/29		Global Equity Ratings	
2023/09/08		Global Equity Ratings	
2023/08/22		Global Equity Ratings	
2023/08/17		Global Equity Ratings	