

AMADEUS IT GROUP S.A. FUTURE (AI3F) - EUX/202411

2024/07/26 18:34:49

Price
60.9878 EUR

Difference  -0.57% (-0.35)

General attributes

Symbol	AI3FX24
Exchange	Eurex
Currency	EUR
Security type	Future
Underlying	AMADEUS IT GROUP SA
Maturity	11-2024
Contract size	100

Market data

Bid (Bid size)	- EUR (-)
Ask (Ask size)	- EUR (-)
Open	60.9878 EUR
High	60.9878 EUR
Low	60.9878 EUR
Close (prev. day)	61.3387 EUR
Underlying	AMADEUS IT GROUP SA
Underlying price (date)	60.24 (24/07/26)
Settlement price (date)	60.99 (24/07/26)
Open Interest	0

Performance and Risk

	6m	1Y	3Y
Perf (%)	-9.69%	-	-
Perf (abs.)	-6.54	-	-
Beta	-	-	-
Volatility	23.55	-	-

Futures and Options

Related Futures	-
Related Options	-

5Y












Information about previous performance does not guarantee future performance.
Source: FactSet

Price data

Ø price 5 days Ø volume 5 days (pcs.)	61.3941 EUR (0)
Ø price 30 days Ø volume 30 days (pcs.)	63.0919 EUR (0)
Ø price 100 days Ø volume 100 days (pcs.)	62.0898 EUR (0)
Ø price 250 days Ø volume 250 days (pcs.)	- EUR (-)
YTD High date	68.6908 EUR (2024/06/05)
YTD Low date	55.2714 EUR (2024/02/29)
52 Weeks High date	- EUR (-)
52 Weeks Low date	- EUR (-)

Recent Research

on underlying	on sector	on market	
Date		Headline	Download
2023/10/27		Global Equity Ratings	
2023/09/29		Global Equity Ratings	
2023/09/08		Global Equity Ratings	
2023/08/22		Global Equity Ratings	
2023/08/17		Global Equity Ratings	