

AMADEUS IT GROUP S.A. FUTURE (AI3F) - EUX/202411

2024/05/03 18:32:38

Price
60.1891 EUR

Difference  **-2.23% (-1.37)**

General attributes

Symbol	AI3FX24
Exchange	Eurex
Currency	EUR
Security type	Future
Underlying	AMADEUS IT GROUP SA
Maturity	11-2024
Contract size	100

Market data

Bid (Bid size)	- EUR (-)
Ask (Ask size)	- EUR (-)
Open	60.1891 EUR
High	60.1891 EUR
Low	60.1891 EUR
Close (prev. day)	61.5604 EUR
Underlying	AMADEUS IT GROUP SA
Underlying price (date)	59.56 (24/05/03)
Settlement price (date)	60.19 (24/05/03)
Open Interest	0

Performance and Risk

	6m	1Y	3Y
Perf (%)	+3.71%	-	-
Perf (abs.)	+2.15	-	-
Beta	-	-	-
Volatility	22.59	-	-

Futures and Options

Related Futures	-
Related Options	-












Information about previous performance does not guarantee future performance.
Source: FactSet

Price data

Ø price 5 days Ø volume 5 days (pcs.)	60.5196 EUR (0)
Ø price 30 days Ø volume 30 days (pcs.)	58.9692 EUR (0)
Ø price 100 days Ø volume 100 days (pcs.)	62.3141 EUR (0)
Ø price 250 days Ø volume 250 days (pcs.)	- EUR (-)
YTD High date	67.5280 EUR (2024/01/26)
YTD Low date	55.2714 EUR (2024/02/29)
52 Weeks High date	- EUR (-)
52 Weeks Low date	- EUR (-)

Recent Research

on underlying	on sector	on market	
Date		Headline	Download
2023/10/27		Global Equity Ratings	
2023/09/29		Global Equity Ratings	
2023/09/08		Global Equity Ratings	
2023/08/22		Global Equity Ratings	
2023/08/17		Global Equity Ratings	