

PARTNERS GROUP HOLDING AG FUTURE (PGHF) - EUX/202411

2024/09/17 18:46:09

Price
1,200.1193 CHFDifference  0.50% (6.03)

General attributes

| | |
|---------------|---------------------------|
| Symbol | PGHFX24 |
| Exchange | Eurex |
| Currency | CHF |
| Security type | Future |
| Underlying | PARTNERS GROUP HOLDING AG |
| Maturity | 11-2024 |
| Contract size | 100 |

Market data

| | |
|-------------------------|---------------------------|
| Bid (Bid size) | - CHF (-) |
| Ask (Ask size) | - CHF (-) |
| Open | 1,200.1193 CHF |
| High | 1,200.1193 CHF |
| Low | 1,200.1193 CHF |
| Close (prev. day) | 1,194.0911 CHF |
| Underlying | PARTNERS GROUP HOLDING AG |
| Underlying price (date) | 1,195.50 (24/09/18) |
| Settlement price (date) | 1,200.12 (24/09/17) |
| Open Interest | 0 |

Performance and Risk

| | 6m | 1Y | 3Y |
|-------------|--------|----|----|
| Perf (%) | -5.23% | - | - |
| Perf (abs.) | -66.25 | - | - |
| Beta | - | - | - |
| Volatility | 28.40 | - | - |

Futures and Options

| | |
|-----------------|---|
| Related Futures | - |
| Related Options | - |













5Y

Information about previous performance does not guarantee future performance.
Source: FactSet

Price data

| | |
|---|-----------------------------|
| Ø price 5 days Ø volume 5 days (pcs.) | 1,175.8616 CHF (0) |
| Ø price 30 days Ø volume 30 days (pcs.) | 1,170.5221 CHF (0) |
| Ø price 100 days Ø volume 100 days (pcs.) | 1,188.3337 CHF (0) |
| Ø price 250 days Ø volume 250 days (pcs.) | - CHF (-) |
| YTD High date | 1,292.6938 CHF (2024/03/21) |
| YTD Low date | 1,074.8972 CHF (2024/01/17) |
| 52 Weeks High date | - CHF (-) |
| 52 Weeks Low date | - CHF (-) |

Recent Research

| on underlying | on sector | on market | |
|---------------|---|-----------------------|---|
| Date | | Headline | Download |
| 2022/12/19 |  | Global Equity Ratings |  |
| 2022/11/28 |  | Global Equity Ratings |  |
| 2022/11/18 |  | Global Equity Ratings |  |
| 2022/10/31 |  | Global Equity Ratings |  |
| 2022/10/05 |  | Global Equity Ratings |  |