

# ACS, ACT.DE CONSTR.Y SERV. SA FUTURE (OCIG) - EUX/202411

2024/06/21 19:17:33

Price  
**38.8679** EUR

Difference  -1.91% (-0.76)

### General attributes

Symbol	OCIGX24
Exchange	Eurex
Currency	EUR
Security type	Future
Underlying	ACS ACTIVIDADES DE CONSTRUCCIÓN Y SERVICIOS SA
Maturity	11-2024
Contract size	100

### Market data

Bid (Bid size)	- EUR (-)
Ask (Ask size)	- EUR (-)
Open	38.8679 EUR
High	38.8679 EUR
Low	38.8679 EUR
Close (prev. day)	39.6244 EUR
Underlying	ACS ACTIVIDADES DE CONSTRUCCIÓN Y SERVICIOS SA
Underlying price (date)	39.66 (24/06/21)
Settlement price (date)	38.87 (24/06/21)
Open Interest	0

### Performance and Risk

	6m	1Y	3Y
Perf (%)	+1.85%	-	-
Perf (abs.)	+0.72	-	-
Beta	-	-	-
Volatility	22.93	-	-

### Futures and Options

Related Futures	-
Related Options	-







Information about previous performance does not guarantee future performance.  
Source: FactSet

### Price data

Ø price 5 days   Ø volume 5 days (pcs.)	38.8183 EUR (0)
Ø price 30 days   Ø volume 30 days (pcs.)	39.5028 EUR (0)
Ø price 100 days   Ø volume 100 days (pcs.)	38.0956 EUR (0)
Ø price 250 days   Ø volume 250 days (pcs.)	- EUR (-)
YTD High   date	40.9603 EUR (2024/06/03)
YTD Low   date	35.2053 EUR (2024/01/29)
52 Weeks High   date	- EUR (-)
52 Weeks Low   date	- EUR (-)

### Recent Research

on sector		on market	
Date		Headline	Download
2024/06/21		Global Equity Ratings	
2024/06/14		Global Equity Ratings	
2024/05/29		Global Equity Ratings	
2024/04/26		Global Equity Ratings	
2024/04/03		Global Equity Ratings	

5Y