

EXPEDIA GROUP INC. FUTURE (EXDF) - EUX/202411

2024/07/10 18:34:08

Price
130.8434 USD

Difference  **-0.15% (-0.20)**

General attributes

| | |
|---------------|-------------------|
| Symbol | EXDFX24 |
| Exchange | Eurex |
| Currency | USD |
| Security type | Future |
| Underlying | EXPEDIA GROUP INC |
| Maturity | 11-2024 |
| Contract size | 100 |

Market data

| | |
|-------------------------|--------------------|
| Bid (Bid size) | - USD (-) |
| Ask (Ask size) | - USD (-) |
| Open | 130.8434 USD |
| High | 130.8434 USD |
| Low | 130.8434 USD |
| Close (prev. day) | 131.0461 USD |
| Underlying | EXPEDIA GROUP INC |
| Underlying price (date) | 128.475 (24/07/11) |
| Settlement price (date) | 130.84 (24/07/10) |
| Open Interest | 0 |

Performance and Risk

| | 6m | 1Y | 3Y |
|-------------|---------|----|----|
| Perf (%) | -18.14% | - | - |
| Perf (abs.) | -28.99 | - | - |
| Beta | - | - | - |
| Volatility | 41.20 | - | - |

Futures and Options

| | |
|-----------------|---|
| Related Futures | - |
| Related Options | - |

5Y













Information about previous performance does not guarantee future performance.
 Source: FactSet

Price data

| | |
|---|---------------------------|
| Ø price 5 days Ø volume 5 days (pcs.) | 128.1134 USD (0) |
| Ø price 30 days Ø volume 30 days (pcs.) | 125.4820 USD (0) |
| Ø price 100 days Ø volume 100 days (pcs.) | 130.5747 USD (0) |
| Ø price 250 days Ø volume 250 days (pcs.) | - USD (-) |
| YTD High date | 163.4579 USD (2024/02/08) |
| YTD Low date | 111.7664 USD (2024/05/29) |
| 52 Weeks High date | - USD (-) |
| 52 Weeks Low date | - USD (-) |

Recent Research

| on sector | | on market | |
|------------|---|-----------------------|---|
| Date | | Headline | Download |
| 2024/06/21 |  | Global Equity Ratings |  |
| 2024/06/14 |  | Global Equity Ratings |  |
| 2024/05/29 |  | Global Equity Ratings |  |
| 2024/04/26 |  | Global Equity Ratings |  |
| 2024/04/03 |  | Global Equity Ratings |  |