

CITIGROUP INC. FUTURE (CITG) - EUX/202411

2024/09/16 18:46:38

Price
58.114 USD
 Difference  0.56% (0.32)

General attributes	
Symbol	CITGX24
Exchange	Eurex
Currency	USD
Security type	Future
Underlying	CITIGROUP INC
Maturity	11-2024
Contract size	100

Market data	
Bid (Bid size)	- USD (-)
Ask (Ask size)	- USD (-)
Open	58.114 USD
High	58.114 USD
Low	58.114 USD
Close (prev. day)	57.7908 USD
Underlying	CITIGROUP INC
Underlying price (date)	58.405 (24/09/16)
Settlement price (date)	58.11 (24/09/16)
Open Interest	0

Performance and Risk			
	6m	1Y	3Y
Perf (%)	-1.30%	-	-
Perf (abs.)	-0.76	-	-
Beta	-	-	-
Volatility	25.03	-	-

Futures and Options	
Related Futures	-
Related Options	-




5Y



Information about previous performance does not guarantee future performance.
 Source: FactSet

Price data	
Ø price 5 days Ø volume 5 days (pcs.)	57.623 USD (0)
Ø price 30 days Ø volume 30 days (pcs.)	59.840 USD (0)
Ø price 100 days Ø volume 100 days (pcs.)	62.358 USD (0)
Ø price 250 days Ø volume 250 days (pcs.)	- USD (-)
YTD High date	67.851 USD (2024/07/17)
YTD Low date	50.646 USD (2024/01/18)
52 Weeks High date	- USD (-)
52 Weeks Low date	- USD (-)

Recent Research

<input checked="" type="checkbox"/> on underlying <input type="checkbox"/> on sector <input type="checkbox"/> on market			
Date		Headline	Download
2024/09/11		Global Equity Ratings	
2024/09/05		Global Equity Ratings	
2024/08/12		Global Equity Ratings	
2024/07/24		Global Equity Ratings	
2024/07/12		Global Equity Ratings	