

CITIGROUP INC. FUTURE (CITG) - EUX/202411

2024/08/15 18:47:50

Price
60.9636 USD

Difference  3.29% (1.94)

General attributes

Symbol	CITGX24
Exchange	Eurex
Currency	USD
Security type	Future
Underlying	CITIGROUP INC
Maturity	11-2024
Contract size	100

Market data

Bid (Bid size)	- USD (-)
Ask (Ask size)	- USD (-)
Open	60.9636 USD
High	60.9636 USD
Low	60.9636 USD
Close (prev. day)	59.0198 USD
Underlying	CITIGROUP INC
Underlying price (date)	60.52 (24/08/15)
Settlement price (date)	60.96 (24/08/15)
Open Interest	0

Performance and Risk

	6m	1Y	3Y
Perf (%)	+9.53%	-	-
Perf (abs.)	+5.30	-	-
Beta	-	-	-
Volatility	24.84	-	-

Futures and Options

Related Futures	-
Related Options	-

5Y









Information about previous performance does not guarantee future performance.
Source: FactSet

Price data

Ø price 5 days Ø volume 5 days (pcs.)	59.0014 USD (0)
Ø price 30 days Ø volume 30 days (pcs.)	62.9704 USD (0)
Ø price 100 days Ø volume 100 days (pcs.)	62.5055 USD (0)
Ø price 250 days Ø volume 250 days (pcs.)	- USD (-)
YTD High date	67.8507 USD (2024/07/17)
YTD Low date	50.6457 USD (2024/01/18)
52 Weeks High date	- USD (-)
52 Weeks Low date	- USD (-)

Recent Research

on underlying	on sector	on market	
Date		Headline	Download
2024/08/12		Global Equity Ratings	
2024/07/24		Global Equity Ratings	
2024/07/12		Global Equity Ratings	
2024/06/21		Global Equity Ratings	
2024/06/14		Global Equity Ratings	