

CITIGROUP INC. FUTURE (CITG) - EUX/202411

2024/07/16 18:50:04

Price
66.4497 USD

Difference  2.19% (1.42)

General attributes

Symbol	CITGX24
Exchange	Eurex
Currency	USD
Security type	Future
Underlying	CITIGROUP INC
Maturity	11-2024
Contract size	100

Market data

Bid (Bid size)	- USD (-)
Ask (Ask size)	- USD (-)
Open	66.4497 USD
High	66.4497 USD
Low	66.4497 USD
Close (prev. day)	65.026 USD
Underlying	CITIGROUP INC
Underlying price (date)	67.27 (24/07/16)
Settlement price (date)	66.45 (24/07/16)
Open Interest	0

Performance and Risk

	6m	1Y	3Y
Perf (%)	+27.72%	-	-
Perf (abs.)	+14.42	-	-
Beta	-	-	-
Volatility	23.18	-	-

Futures and Options

Related Futures	-
Related Options	-

5Y










Information about previous performance does not guarantee future performance.
Source: FactSet

Price data

Ø price 5 days Ø volume 5 days (pcs.)	65.7877 USD (0)
Ø price 30 days Ø volume 30 days (pcs.)	62.8078 USD (0)
Ø price 100 days Ø volume 100 days (pcs.)	61.6456 USD (0)
Ø price 250 days Ø volume 250 days (pcs.)	- USD (-)
YTD High date	67.0899 USD (2024/07/10)
YTD Low date	50.6457 USD (2024/01/18)
52 Weeks High date	- USD (-)
52 Weeks Low date	- USD (-)

Recent Research

on underlying	on sector	on market	
Date		Headline	Download
2024/07/12		Global Equity Ratings	
2024/06/21		Global Equity Ratings	
2024/06/14		Global Equity Ratings	
2024/05/29		Global Equity Ratings	
2024/04/26		Global Equity Ratings	