

CITIGROUP INC. FUTURE (CITG) - EUX/202411

2024/05/20 19:00:21

Price
64.7596 USD

Difference  -0.39% (-0.25)

General attributes

Symbol	CITGX24
Exchange	Eurex
Currency	USD
Security type	Future
Underlying	CITIGROUP INC
Maturity	11-2024
Contract size	100

Market data

Bid (Bid size)	- USD (-)
Ask (Ask size)	- USD (-)
Open	64.7596 USD
High	64.7596 USD
Low	64.7596 USD
Close (prev. day)	65.013 USD
Underlying	CITIGROUP INC
Underlying price (date)	63.16 (24/05/20)
Settlement price (date)	64.76 (24/05/20)
Open Interest	0

Performance and Risk

	6m	1Y	3Y
Perf (%)	+41.51%	-	-
Perf (abs.)	+19.00	-	-
Beta	-	-	-
Volatility	24.45	-	-

Futures and Options

Related Futures	-
Related Options	-

5Y












Information about previous performance does not guarantee future performance.
Source: FactSet

Price data

Ø price 5 days Ø volume 5 days (pcs.)	64.8437 USD (0)
Ø price 30 days Ø volume 30 days (pcs.)	62.1613 USD (0)
Ø price 100 days Ø volume 100 days (pcs.)	57.9218 USD (0)
Ø price 250 days Ø volume 250 days (pcs.)	- USD (-)
YTD High date	65.1215 USD (2024/05/16)
YTD Low date	50.6457 USD (2024/01/18)
52 Weeks High date	- USD (-)
52 Weeks Low date	- USD (-)

Recent Research

on underlying	on sector	on market		
Date		Headline		Download
2024/04/26		Global Equity Ratings		
2024/04/03		Global Equity Ratings		
2024/03/13		Global Equity Ratings		
2024/02/22		Global Equity Ratings		
2024/02/14		Global Equity Ratings		