

# APERAM S.A. FUTURE (7AAF) - EUX/202411

2024/07/16 18:49:45

Price  
**24.3132** EUR

Difference  -3.63% (-0.92)

### General attributes

Symbol	7AAF24
Exchange	Eurex
Currency	EUR
Security type	Future
Underlying	APERAM S.A.
Maturity	11-2024
Contract size	100

### Market data

Bid (Bid size)	- EUR (-)
Ask (Ask size)	- EUR (-)
Open	24.3132 EUR
High	24.3132 EUR
Low	24.3132 EUR
Close (prev. day)	25.2282 EUR
Underlying	APERAM S.A.
Underlying price (date)	24.90 (24/07/16)
Settlement price (date)	24.31 (24/07/16)
Open Interest	0

### Performance and Risk

	6m	1Y	3Y
Perf (%)	-10.33%	-	-
Perf (abs.)	-2.91	-	-
Beta	-	-	-
Volatility	28.66	-	-

### Futures and Options

Related Futures	-
Related Options	-

5Y






Information about previous performance does not guarantee future performance.  
Source: FactSet

### Price data

Ø price 5 days   Ø volume 5 days (pcs.)	25.1533 EUR (0)
Ø price 30 days   Ø volume 30 days (pcs.)	24.6819 EUR (0)
Ø price 100 days   Ø volume 100 days (pcs.)	26.2834 EUR (0)
Ø price 250 days   Ø volume 250 days (pcs.)	- EUR (-)
YTD High   date	31.4464 EUR (2024/01/02)
YTD Low   date	23.3525 EUR (2024/06/26)
52 Weeks High   date	- EUR (-)
52 Weeks Low   date	- EUR (-)

### Recent Research

on sector	on market	Date	Headline	Download
		2024/07/12	Global Equity Ratings	
		2024/06/21	Global Equity Ratings	
		2024/06/14	Global Equity Ratings	
		2024/05/29	Global Equity Ratings	
		2024/04/26	Global Equity Ratings	