

## EFG INTERNATIONAL AG FUTURE (EFGF) - EUX/202411

2024/08/16 19:01:18

Price  
**12.2128** CHFDifference  1.16% (0.14)

## General attributes

Symbol	EFGFX24
Exchange	Eurex
Currency	CHF
Security type	Future
Underlying	EFG INTERNATIONAL AG
Maturity	11-2024
Contract size	100

## Market data

Bid (Bid size)	- CHF (-)
Ask (Ask size)	- CHF (-)
Open	12.2128 CHF
High	12.2128 CHF
Low	12.2128 CHF
Close (prev. day)	12.0727 CHF
Underlying	EFG INTERNATIONAL AG
Underlying price (date)	12.18 (24/08/16)
Settlement price (date)	12.21 (24/08/16)
Open Interest	0

## Performance and Risk

	6m	1Y	3Y
Perf (%)	+6.05%	-	-
Perf (abs.)	+0.70	-	-
Beta	-	-	-
Volatility	28.05	-	-

## Futures and Options

Related Futures	-
Related Options	-

5Y









Information about previous performance does not guarantee future performance.  
Source: FactSet

## Price data

Ø price 5 days   Ø volume 5 days (pcs.)	11.9804 CHF (0)
Ø price 30 days   Ø volume 30 days (pcs.)	12.6866 CHF (0)
Ø price 100 days   Ø volume 100 days (pcs.)	12.2521 CHF (0)
Ø price 250 days   Ø volume 250 days (pcs.)	- CHF (-)
YTD High   date	13.6408 CHF (2024/07/04)
YTD Low   date	10.1295 CHF (2024/01/23)
52 Weeks High   date	- CHF (-)
52 Weeks Low   date	- CHF (-)

## Recent Research

on sector		on market	
Date		Headline	Download
2024/08/16		Akiové trhy - denní zpráva	
2024/08/15		Akiové trhy - denní zpráva	
2024/08/14		Akiové trhy - denní zpráva	
2024/08/13		Akiové trhy - denní zpráva	
2024/08/12		Global Equity Ratings	