

UNITED AIRLINES HOLDINGS INC. FUTURE (UALF) - EUX/202411

2024/07/16 18:51:10

Price
47.1253 USD
 Difference  3.50% (1.59)

General attributes

Symbol UALFX24
 Exchange Eurex
 Currency USD
 Security type Future
 Underlying UNITED AIRLINES HOLDINGS INC.
 Maturity 11-2024
 Contract size 100

Market data

Bid (Bid size) - USD (-)
 Ask (Ask size) - USD (-)
 Open 47.1253 USD
 High 47.1253 USD
 Low 47.1253 USD
 Close (prev. day) 45.5322 USD
 Underlying UNITED AIRLINES HOLDINGS INC.
 Underlying price (date) 47.07 (24/07/16)
 Settlement price (date) 47.13 (24/07/16)
 Open Interest 0

Performance and Risk

	6m	1Y	3Y
Perf (%)	+17.46%	-	-
Perf (abs.)	+7.01	-	-
Beta	-	-	-
Volatility	38.34	-	-

Futures and Options

Related Futures -
 Related Options -

5Y












Information about previous performance does not guarantee future performance.
 Source: FactSet

Price data

Ø price 5 days Ø volume 5 days (pcs.)	46.5309 USD (0)
Ø price 30 days Ø volume 30 days (pcs.)	50.1207 USD (0)
Ø price 100 days Ø volume 100 days (pcs.)	49.9483 USD (0)
Ø price 250 days Ø volume 250 days (pcs.)	- USD (-)
YTD High date	56.8462 USD (2024/05/17)
YTD Low date	39.8908 USD (2024/01/17)
52 Weeks High date	- USD (-)
52 Weeks Low date	- USD (-)

Recent Research

on sector		on market	
Date		Headline	Download
2024/07/12		Global Equity Ratings	
2024/06/21		Global Equity Ratings	
2024/06/14		Global Equity Ratings	
2024/05/29		Global Equity Ratings	
2024/04/26		Global Equity Ratings	