

AMERICAN AIRLINES GROUP INC. FUTURE (ALFF) - EUX/202411

2024/07/17 18:45:13

Price
11.0789 USD
 Difference  -0.19% (-0.02)

General attributes

Symbol	ALFFX24
Exchange	Eurex
Currency	USD
Security type	Future
Underlying	AMERICAN AIRLINES GROUP INC.
Maturity	11-2024
Contract size	100

Market data

Bid (Bid size)	- USD (-)
Ask (Ask size)	- USD (-)
Open	11.0789 USD
High	11.0789 USD
Low	11.0789 USD
Close (prev. day)	11.1004 USD
Underlying	AMERICAN AIRLINES GROUP INC.
Underlying price (date)	11.01 (24/07/17)
Settlement price (date)	11.08 (24/07/17)
Open Interest	0

Performance and Risk

	6m	1Y	3Y
Perf (%)	-16.45%	-	-
Perf (abs.)	-2.18	-	-
Beta	-	-	-
Volatility	41.51	-	-

Futures and Options

Related Futures	-
Related Options	-

5Y







Information about previous performance does not guarantee future performance.
 Source: FactSet

Price data

Ø price 5 days Ø volume 5 days (pcs.)	10.8417 USD (0)
Ø price 30 days Ø volume 30 days (pcs.)	11.2498 USD (0)
Ø price 100 days Ø volume 100 days (pcs.)	13.4340 USD (0)
Ø price 250 days Ø volume 250 days (pcs.)	- USD (-)
YTD High date	16.0169 USD (2024/02/27)
YTD Low date	10.5894 USD (2024/07/11)
52 Weeks High date	- USD (-)
52 Weeks Low date	- USD (-)

Recent Research

on sector		on market	
Date		Headline	Download
2024/07/12		Global Equity Ratings	
2024/06/21		Global Equity Ratings	
2024/06/14		Global Equity Ratings	
2024/05/29		Global Equity Ratings	
2024/04/26		Global Equity Ratings	