

GIVAUDAN AG FUTURE (GIVG) - EUX/202411

2024/05/10 18:29:22

Price
4,081.441 CHFDifference  -0.66% (-27.27)

General attributes

Symbol	GIVGX24
Exchange	Eurex
Currency	CHF
Security type	Future
Underlying	GIVAUDAN SA
Maturity	11-2024
Contract size	10

Market data

Bid (Bid size)	- CHF (-)
Ask (Ask size)	- CHF (-)
Open	4,081.441 CHF
High	4,081.441 CHF
Low	4,081.441 CHF
Close (prev. day)	4,108.7118 CHF
Underlying	GIVAUDAN SA
Underlying price (date)	4,053.00 (24/05/10)
Settlement price (date)	4,081.44 (24/05/10)
Open Interest	91

Performance and Risk

	6m	1Y	3Y
Perf (%)	+28.29%	-	-
Perf (abs.)	+900.09	-	-
Beta	-	-	-
Volatility	19.27	-	-

Futures and Options

Related Futures	-
Related Options	-

5Y










Information about previous performance does not guarantee future performance.
Source: FactSet

Price data

Ø price 5 days Ø volume 5 days (pcs.)	4,083.476 CHF (0)
Ø price 30 days Ø volume 30 days (pcs.)	4,008.019 CHF (0)
Ø price 100 days Ø volume 100 days (pcs.)	3,747.362 CHF (1)
Ø price 250 days Ø volume 250 days (pcs.)	- CHF (-)
YTD High date	4,108.712 CHF (2024/05/08)
YTD Low date	3,283.792 CHF (2024/01/23)
52 Weeks High date	- CHF (-)
52 Weeks Low date	- CHF (-)

Recent Research

on sector		on market	
Date		Headline	Download
2024/04/26		Global Equity Ratings	
2024/04/03		Global Equity Ratings	
2024/03/13		Global Equity Ratings	
2024/02/22		Global Equity Ratings	
2024/02/14		Global Equity Ratings	