

## KEMIRA OY FUTURE (KEMF) - EUX/202411

2024/08/07 18:43:19

Price  
**20.4748** EURDifference  3.46% (0.69)

## General attributes

Symbol	KEMFX24
Exchange	Eurex
Currency	EUR
Security type	Future
Underlying	KEMIRA OYJ
Maturity	11-2024
Contract size	100

## Market data

Bid (Bid size)	- EUR (-)
Ask (Ask size)	- EUR (-)
Open	20.4748 EUR
High	20.4748 EUR
Low	20.4748 EUR
Close (prev. day)	19.7897 EUR
Underlying	KEMIRA OYJ
Underlying price (date)	20.60 (24/08/07)
Settlement price (date)	20.47 (24/08/07)
Open Interest	0

## Performance and Risk

	6m	1Y	3Y
Perf (%)	+17.16%	-	-
Perf (abs.)	+2.90	-	-
Beta	-	-	-
Volatility	37.17	-	-

## Futures and Options

Related Futures	-
Related Options	-












Information about previous performance does not guarantee future performance.  
Source: FactSet

## Price data

Ø price 5 days   Ø volume 5 days (pcs.)	20.1052 EUR (0)
Ø price 30 days   Ø volume 30 days (pcs.)	21.6513 EUR (0)
Ø price 100 days   Ø volume 100 days (pcs.)	20.7041 EUR (0)
Ø price 250 days   Ø volume 250 days (pcs.)	- EUR (-)
YTD High   date	24.2282 EUR (2024/06/10)
YTD Low   date	15.8698 EUR (2024/02/13)
52 Weeks High   date	- EUR (-)
52 Weeks Low   date	- EUR (-)

## Recent Research

on sector		on market	
Date		Headline	Download
2024/07/24		Global Equity Ratings	
2024/07/12		Global Equity Ratings	
2024/06/21		Global Equity Ratings	
2024/06/14		Global Equity Ratings	
2024/05/29		Global Equity Ratings	