

# ABBVIE INC. FUTURE (ABVF) - EUX/202411

2024/09/17 18:45:40

Price  
**193.4422** USD

Difference  -0.78% (-1.53)

### General attributes

Symbol	ABVFX24
Exchange	Eurex
Currency	USD
Security type	Future
Underlying	ABBVIE INC.
Maturity	11-2024
Contract size	100

### Market data

Bid (Bid size)	- USD (-)
Ask (Ask size)	- USD (-)
Open	193.4422 USD
High	193.4422 USD
Low	193.4422 USD
Close (prev. day)	194.9702 USD
Underlying	ABBVIE INC.
Underlying price (date)	193.86 (24/09/18)
Settlement price (date)	193.44 (24/09/17)
Open Interest	0

### Performance and Risk

	6m	1Y	3Y
Perf (%)	+6.51%	-	-
Perf (abs.)	+11.82	-	-
Beta	-	-	-
Volatility	19.56	-	-

### Futures and Options

Related Futures	-
Related Options	-






Information about previous performance does not guarantee future performance.  
Source: FactSet

### Price data

Ø price 5 days   Ø volume 5 days (pcs.)	194.2575 USD (0)
Ø price 30 days   Ø volume 30 days (pcs.)	194.9027 USD (0)
Ø price 100 days   Ø volume 100 days (pcs.)	177.1473 USD (0)
Ø price 250 days   Ø volume 250 days (pcs.)	- USD (-)
YTD High   date	199.1628 USD (2024/09/03)
YTD Low   date	155.9676 USD (2024/05/29)
52 Weeks High   date	- USD (-)
52 Weeks Low   date	- USD (-)

### Recent Research

on underlying	on sector	on market	
Date		Headline	Download
2024/09/11		Global Equity Ratings	
2024/09/05		Global Equity Ratings	
2024/08/12		Global Equity Ratings	
2024/07/24		Global Equity Ratings	
2024/07/12		Global Equity Ratings	