

ABBVIE INC. FUTURE (ABVF) - EUX/202411

2024/07/16 18:49:46

Price
169.893 USD

Difference  -0.22% (-0.38)

General attributes

Symbol	ABVFX24
Exchange	Eurex
Currency	USD
Security type	Future
Underlying	ABBVIE INC.
Maturity	11-2024
Contract size	100

Market data

Bid (Bid size)	- USD (-)
Ask (Ask size)	- USD (-)
Open	169.893 USD
High	169.893 USD
Low	169.893 USD
Close (prev. day)	170.2736 USD
Underlying	ABBVIE INC.
Underlying price (date)	169.20 (24/07/16)
Settlement price (date)	169.89 (24/07/16)
Open Interest	0

Performance and Risk

	6m	1Y	3Y
Perf (%)	+3.64%	-	-
Perf (abs.)	+5.96	-	-
Beta	-	-	-
Volatility	17.59	-	-

Futures and Options

Related Futures	-
Related Options	-

5Y












Information about previous performance does not guarantee future performance.
Source: FactSet

Price data

Ø price 5 days Ø volume 5 days (pcs.)	169.641 USD (0)
Ø price 30 days Ø volume 30 days (pcs.)	169.315 USD (0)
Ø price 100 days Ø volume 100 days (pcs.)	170.440 USD (0)
Ø price 250 days Ø volume 250 days (pcs.)	- USD (-)
YTD High date	183.668 USD (2024/03/12)
YTD Low date	155.968 USD (2024/05/29)
52 Weeks High date	- USD (-)
52 Weeks Low date	- USD (-)

Recent Research

on underlying	on sector	on market	
Date		Headline	Download
2024/07/12		Global Equity Ratings	
2024/06/21		Global Equity Ratings	
2024/06/14		Global Equity Ratings	
2024/05/29		Global Equity Ratings	
2024/04/26		Global Equity Ratings	