

CTS EVENTIM AG & CO. KGAA FUTURE (EVDF) - EUX/202411

2024/07/16 18:50:16

Price
81.0815 EUR
 Difference  -0.57% (-0.47)

General attributes

Symbol	EVDFX24
Exchange	Eurex
Currency	EUR
Security type	Future
Underlying	CTS EVENTIM AG & CO. KGAA
Maturity	11-2024
Contract size	100

Market data

Bid (Bid size)	- EUR (-)
Ask (Ask size)	- EUR (-)
Open	81.0815 EUR
High	81.0815 EUR
Low	81.0815 EUR
Close (prev. day)	81.5465 EUR
Underlying	CTS EVENTIM AG & CO. KGAA
Underlying price (date)	79.95 (24/07/17)
Settlement price (date)	81.08 (24/07/16)
Open Interest	0

Performance and Risk

	6m	1Y	3Y
Perf (%)	+30.33%	-	-
Perf (abs.)	+18.87	-	-
Beta	-	-	-
Volatility	27.88	-	-

Futures and Options

Related Futures	-
Related Options	-

5Y









Information about previous performance does not guarantee future performance.
 Source: FactSet

Price data

Ø price 5 days Ø volume 5 days (pcs.)	79.8928 EUR (0)
Ø price 30 days Ø volume 30 days (pcs.)	79.9572 EUR (0)
Ø price 100 days Ø volume 100 days (pcs.)	80.5746 EUR (0)
Ø price 250 days Ø volume 250 days (pcs.)	- EUR (-)
YTD High date	86.2974 EUR (2024/04/08)
YTD Low date	60.1533 EUR (2024/01/11)
52 Weeks High date	- EUR (-)
52 Weeks Low date	- EUR (-)

Recent Research

on sector		on market	
Date		Headline	Download
2024/07/12		Global Equity Ratings	
2024/06/21		Global Equity Ratings	
2024/06/14		Global Equity Ratings	
2024/05/29		Global Equity Ratings	
2024/04/26		Global Equity Ratings	