

# LAS VEGAS SANDS CORP. FUTURE (LVSF) - EUX/202411

2024/08/16 19:01:37

Price  
**40.9378** USD

Difference  1.06% (0.43)

### General attributes

Symbol	LVSF24
Exchange	Eurex
Currency	USD
Security type	Future
Underlying	LAS VEGAS SANDS CORP
Maturity	11-2024
Contract size	100

### Market data

Bid (Bid size)	- USD (-)
Ask (Ask size)	- USD (-)
Open	40.9378 USD
High	40.9378 USD
Low	40.9378 USD
Close (prev. day)	40.5088 USD
Underlying	LAS VEGAS SANDS CORP
Underlying price (date)	40.37 (24/08/16)
Settlement price (date)	40.94 (24/08/16)
Open Interest	0

### Performance and Risk

	6m	1Y	3Y
Perf (%)	-28.67%	-	-
Perf (abs.)	-16.45	-	-
Beta	-	-	-
Volatility	25.07	-	-

### Futures and Options

Related Futures	-
Related Options	-

5Y









Information about previous performance does not guarantee future performance.  
Source: FactSet

### Price data

Ø price 5 days   Ø volume 5 days (pcs.)	39.8534 USD (0)
Ø price 30 days   Ø volume 30 days (pcs.)	40.5006 USD (0)
Ø price 100 days   Ø volume 100 days (pcs.)	45.3538 USD (0)
Ø price 250 days   Ø volume 250 days (pcs.)	- USD (-)
YTD High   date	57.3895 USD (2024/02/16)
YTD Low   date	37.4815 USD (2024/08/05)
52 Weeks High   date	- USD (-)
52 Weeks Low   date	- USD (-)

### Recent Research

on sector		on market	
Date		Headline	Download
2024/08/12		Global Equity Ratings	
2024/07/24		Global Equity Ratings	
2024/07/12		Global Equity Ratings	
2024/06/21		Global Equity Ratings	
2024/06/14		Global Equity Ratings	