

SARTORIUS AG FUTURE (SRTF) - EUX/202411

2024/09/17 18:46:16

Price
246.5221 EURDifference  2.07% (5.01)

General attributes

Symbol	SRTFX24
Exchange	Eurex
Currency	EUR
Security type	Future
Underlying	SARTORIUS AG VZ
Maturity	11-2024
Contract size	100

Market data

Bid (Bid size)	- EUR (-)
Ask (Ask size)	- EUR (-)
Open	246.5221 EUR
High	246.5221 EUR
Low	246.5221 EUR
Close (prev. day)	241.5161 EUR
Underlying	SARTORIUS AG VZ
Underlying price (date)	243.10 (24/09/18)
Settlement price (date)	246.52 (24/09/17)
Open Interest	0

Performance and Risk

	6m	1Y	3Y
Perf (%)	-33.56%	-	-
Perf (abs.)	-124.52	-	-
Beta	-	-	-
Volatility	55.04	-	-

Futures and Options

Related Futures	-
Related Options	-









Information about previous performance does not guarantee future performance.
Source: FactSet

Price data

Ø price 5 days Ø volume 5 days (pcs.)	246.5842 EUR (0)
Ø price 30 days Ø volume 30 days (pcs.)	244.0962 EUR (0)
Ø price 100 days Ø volume 100 days (pcs.)	248.2450 EUR (0)
Ø price 250 days Ø volume 250 days (pcs.)	- EUR (-)
YTD High date	390.8459 EUR (2024/03/22)
YTD Low date	207.1291 EUR (2024/07/22)
52 Weeks High date	- EUR (-)
52 Weeks Low date	- EUR (-)

Recent Research

on sector		on market	
Date		Headline	Download
2024/09/11		Global Equity Ratings	
2024/09/05		Global Equity Ratings	
2024/08/12		Global Equity Ratings	
2024/07/24		Global Equity Ratings	
2024/07/12		Global Equity Ratings	