

RECKITT BENCKISER PLC FUTURE (RBF) - EUX/202411

2024/05/17 19:05:24

Price
4,639.133 GBPDifference  -0.56% (-26.13)

General attributes

| | |
|---------------|-----------------------------|
| Symbol | RBFEX24 |
| Exchange | Eurex |
| Currency | GBP |
| Security type | Future |
| Underlying | RECKITT BENCKISER GROUP PLC |
| Maturity | 11-2024 |
| Contract size | 1,000 |

Market data

| | |
|-------------------------|-----------------------------|
| Bid (Bid size) | - GBP (-) |
| Ask (Ask size) | - GBP (-) |
| Open | 4,639.133 GBP |
| High | 4,639.133 GBP |
| Low | 4,639.133 GBP |
| Close (prev. day) | 4,665.2649 GBP |
| Underlying | RECKITT BENCKISER GROUP PLC |
| Underlying price (date) | 4,593.00 (24/05/17) |
| Settlement price (date) | 4,639.13 (24/05/17) |
| Open Interest | 0 |

Performance and Risk

| | 6m | 1Y | 3Y |
|-------------|---------|----|----|
| Perf (%) | -15.77% | - | - |
| Perf (abs.) | -868.81 | - | - |
| Beta | - | - | - |
| Volatility | 37.26 | - | - |

Futures and Options

| | |
|-----------------|---|
| Related Futures | - |
| Related Options | - |













5Y

Information about previous performance does not guarantee future performance.
Source: FactSet

Price data

| | |
|---|----------------------------|
| Ø price 5 days Ø volume 5 days (pcs.) | 4,649.020 GBP (0) |
| Ø price 30 days Ø volume 30 days (pcs.) | 4,423.237 GBP (0) |
| Ø price 100 days Ø volume 100 days (pcs.) | 5,074.411 GBP (0) |
| Ø price 250 days Ø volume 250 days (pcs.) | - GBP (-) |
| YTD High date | 5,917.345 GBP (2024/02/26) |
| YTD Low date | 4,163.868 GBP (2024/04/17) |
| 52 Weeks High date | - GBP (-) |
| 52 Weeks Low date | - GBP (-) |

Recent Research

| on underlying | | on sector | |
|---------------|---|-----------------------|---|
| Date | | Headline | Download |
| 2022/05/04 |  | Global Equity Ratings |  |
| 2022/04/27 |  | Global Equity Ratings |  |
| 2022/04/14 |  | Global Equity Ratings |  |
| 2022/03/29 |  | Global Equity Ratings |  |
| 2022/03/10 |  | Global Equity Ratings |  |