

NETFLIX INC. FUTURE (NTFF) - EUX/202411

2024/06/28 18:40:58

Price
694.5898 USD

Difference  **-0.19% (-1.29)**

General attributes

Symbol	NTFFX24
Exchange	Eurex
Currency	USD
Security type	Future
Underlying	NETFLIX INC
Maturity	11-2024
Contract size	100

Market data

Bid (Bid size)	- USD (-)
Ask (Ask size)	- USD (-)
Open	694.5898 USD
High	694.5898 USD
Low	694.5898 USD
Close (prev. day)	695.8788 USD
Underlying	NETFLIX INC
Underlying price (date)	674.88 (24/06/28)
Settlement price (date)	694.59 (24/06/28)
Open Interest	0



Performance and Risk

	6m	1Y	3Y
Perf (%)	+35.36%	-	-
Perf (abs.)	+181.45	-	-
Beta	-	-	-
Volatility	31.54	-	-




Price data

Ø price 5 days Ø volume 5 days (pcs.)	690.5729 USD (0)
Ø price 30 days Ø volume 30 days (pcs.)	672.8924 USD (0)
Ø price 100 days Ø volume 100 days (pcs.)	635.7507 USD (0)
Ø price 250 days Ø volume 250 days (pcs.)	- USD (-)
YTD High date	699.4054 USD (2024/06/20)
YTD Low date	492.7455 USD (2024/01/03)
52 Weeks High date	- USD (-)
52 Weeks Low date	- USD (-)

Futures and Options

Related Futures	-
Related Options	-

Recent Research

on underlying		on sector		on market	
Date		Headline		Download	
2024/06/21		Global Equity Ratings			
2024/06/14		Global Equity Ratings			
2024/05/29		Global Equity Ratings			
2024/04/26		Global Equity Ratings			
2024/04/03		Global Equity Ratings			