

# FRESENIUS SE & CO. KGAA FUTURE (FREH) - EUX/202411

2024/10/18 19:07:11

Price  
**33.5412** EUR

Difference  0.29% (0.10)

### General attributes

Symbol	FREHX24
Exchange	Eurex
Currency	EUR
Security type	Future
Underlying	FRESENIUS SE & CO. KGAA
Maturity	11-2024
Contract size	100

### Market data

Bid (Bid size)	- EUR (-)
Ask (Ask size)	- EUR (-)
Open	33.5412 EUR
High	33.5412 EUR
Low	33.5412 EUR
Close (prev. day)	33.4443 EUR
Underlying	FRESENIUS SE & CO. KGAA
Underlying price (date)	33.45 (24/10/18)
Settlement price (date)	33.54 (24/10/18)
Open Interest	1,150

### Performance and Risk

	6m	1Y	3Y
Perf (%)	+23.08%	-	-
Perf (abs.)	+6.29	-	-
Beta	-	-	-
Volatility	19.55	-	-

### Futures and Options

Related Futures	-
Related Options	-

5Y











Information about previous performance does not guarantee future performance.  
Source: FactSet

### Price data

Ø price 5 days   Ø volume 5 days (pcs.)	33.6763 EUR (0)
Ø price 30 days   Ø volume 30 days (pcs.)	33.9418 EUR (0)
Ø price 100 days   Ø volume 100 days (pcs.)	31.8737 EUR (9)
Ø price 250 days   Ø volume 250 days (pcs.)	29.2927 EUR (5)
YTD High   date	34.7388 EUR (2024/09/13)
YTD Low   date	25.1597 EUR (2024/03/25)
52 Weeks High   date	- EUR (-)
52 Weeks Low   date	- EUR (-)

### Recent Research

on underlying	on sector	on market	
Date		Headline	Download
2022/05/04		Global Equity Ratings	
2022/04/27		Global Equity Ratings	
2022/04/14		Global Equity Ratings	
2022/03/29		Global Equity Ratings	
2022/03/10		Global Equity Ratings	