

## FRESENIUS SE &amp; CO. KGAA FUTURE (FREH) - EUX/202411

2024/07/19 19:03:46

Price  
**30.3551** EURDifference  -0.90% (-0.28)

## General attributes

Symbol	FREHX24
Exchange	Eurex
Currency	EUR
Security type	Future
Underlying	FRESENIUS SE & CO. KGAA
Maturity	11-2024
Contract size	100

## Market data

Bid (Bid size)	- EUR (-)
Ask (Ask size)	- EUR (-)
Open	30.3551 EUR
High	30.3551 EUR
Low	30.3551 EUR
Close (prev. day)	30.632 EUR
Underlying	FRESENIUS SE & CO. KGAA
Underlying price (date)	29.96 (24/07/19)
Settlement price (date)	30.36 (24/07/19)
Open Interest	250

## Performance and Risk

	6m	1Y	3Y
Perf (%)	+11.95%	-	-
Perf (abs.)	+3.24	-	-
Beta	-	-	-
Volatility	21.50	-	-

## Futures and Options

Related Futures	-
Related Options	-











5Y

Information about previous performance does not guarantee future performance.  
Source: FactSet

## Price data

Ø price 5 days   Ø volume 5 days (pcs.)	30.1164 EUR (0)
Ø price 30 days   Ø volume 30 days (pcs.)	29.4314 EUR (0)
Ø price 100 days   Ø volume 100 days (pcs.)	28.0496 EUR (3)
Ø price 250 days   Ø volume 250 days (pcs.)	- EUR (-)
YTD High   date	30.8744 EUR (2024/06/06)
YTD Low   date	25.1597 EUR (2024/03/25)
52 Weeks High   date	- EUR (-)
52 Weeks Low   date	- EUR (-)

## Recent Research

on underlying	on sector	on market	
Date		Headline	Download
2022/05/04		Global Equity Ratings	
2022/04/27		Global Equity Ratings	
2022/04/14		Global Equity Ratings	
2022/03/29		Global Equity Ratings	
2022/03/10		Global Equity Ratings	