

FRESENIUS SE & CO. KGAA FUTURE (FREH) - EUX/202411

2024/05/03 18:32:51

Price
28.5305 EURDifference  -0.08% (-0.02)

General attributes

Symbol	FREHX24
Exchange	Eurex
Currency	EUR
Security type	Future
Underlying	FRESENIUS SE & CO. KGAA
Maturity	11-2024
Contract size	100

Market data

Bid (Bid size)	- EUR (-)
Ask (Ask size)	- EUR (-)
Open	28.5305 EUR
High	28.5305 EUR
Low	28.5305 EUR
Close (prev. day)	28.5525 EUR
Underlying	FRESENIUS SE & CO. KGAA
Underlying price (date)	27.95 (24/05/03)
Settlement price (date)	28.53 (24/05/03)
Open Interest	250

Performance and Risk

	6m	1Y	3Y
Perf (%)	+9.51%	-	-
Perf (abs.)	+2.48	-	-
Beta	-	-	-
Volatility	22.96	-	-

Futures and Options

Related Futures	-
Related Options	-











Information about previous performance does not guarantee future performance.
Source: FactSet

Price data

Ø price 5 days Ø volume 5 days (pcs.)	28.4774 EUR (0)
Ø price 30 days Ø volume 30 days (pcs.)	26.6580 EUR (8)
Ø price 100 days Ø volume 100 days (pcs.)	27.2372 EUR (3)
Ø price 250 days Ø volume 250 days (pcs.)	- EUR (-)
YTD High date	30.0264 EUR (2024/01/04)
YTD Low date	25.1597 EUR (2024/03/25)
52 Weeks High date	- EUR (-)
52 Weeks Low date	- EUR (-)

Recent Research

on underlying	on sector	on market		
Date			Headline	Download
2022/05/04			Global Equity Ratings	
2022/04/27			Global Equity Ratings	
2022/04/14			Global Equity Ratings	
2022/03/29			Global Equity Ratings	
2022/03/10			Global Equity Ratings	