

VODAFONE GROUP PLC FUTURE (VODH) - EUX/202411

2024/05/21 18:44:30

Price
73.2498 GBP

Difference  **-2.63% (-1.98)**

General attributes

Symbol	VODHX24
Exchange	Eurex
Currency	GBP
Security type	Future
Underlying	VODAFONE GROUP PLC
Maturity	11-2024
Contract size	1,000

Market data

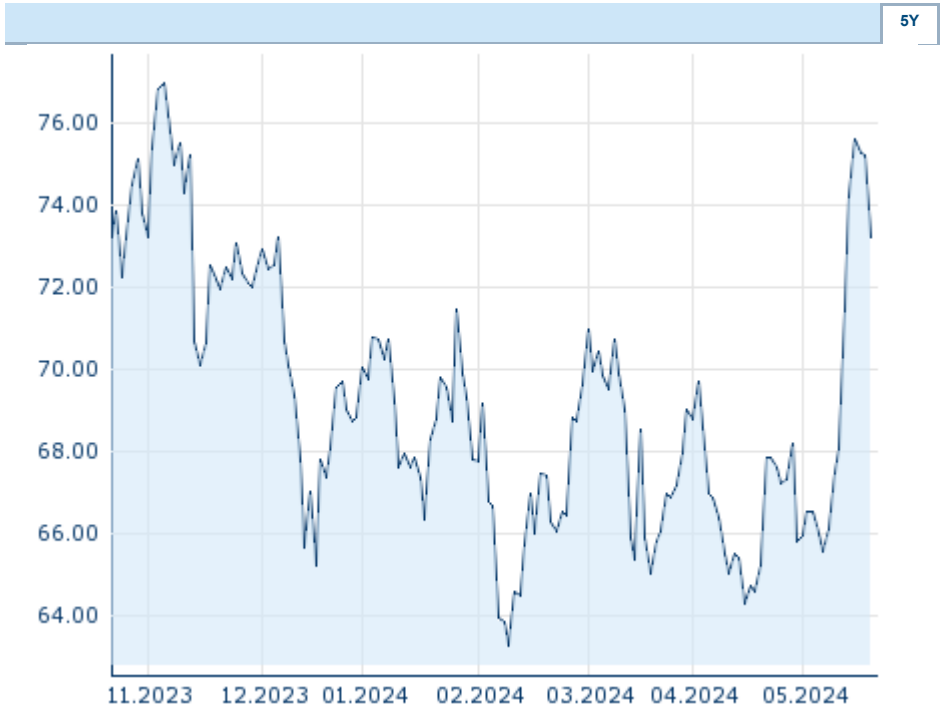
Bid (Bid size)	- GBP (-)
Ask (Ask size)	- GBP (-)
Open	73.2498 GBP
High	73.2498 GBP
Low	73.2498 GBP
Close (prev. day)	75.2311 GBP
Underlying	VODAFONE GROUP PLC
Underlying price (date)	75.24 (24/05/21)
Settlement price (date)	73.25 (24/05/21)
Open Interest	0

Performance and Risk

	6m	1Y	3Y
Perf (%)	+1.81%	-	-
Perf (abs.)	+1.30	-	-
Beta	-	-	-
Volatility	28.49	-	-

Futures and Options

Related Futures	-
Related Options	-












Information about previous performance does not guarantee future performance.
Source: FactSet

Price data

Ø price 5 days Ø volume 5 days (pcs.)	74.7196 GBP (0)
Ø price 30 days Ø volume 30 days (pcs.)	67.8676 GBP (0)
Ø price 100 days Ø volume 100 days (pcs.)	67.9283 GBP (0)
Ø price 250 days Ø volume 250 days (pcs.)	- GBP (-)
YTD High date	75.6391 GBP (2024/05/16)
YTD Low date	63.2790 GBP (2024/02/09)
52 Weeks High date	- GBP (-)
52 Weeks Low date	- GBP (-)

Recent Research

on underlying		on sector	
Date		Headline	Download
2022/12/19		Global Equity Ratings	
2022/11/28		Global Equity Ratings	
2022/11/18		Global Equity Ratings	
2022/10/31		Global Equity Ratings	
2022/10/05		Global Equity Ratings	