

AMGEN INC. FUTURE (AMGF) - EUX/202411

2024/08/07 18:42:58

Price
315.8177 USD

Difference  -5.11% (-17.01)

General attributes

Symbol	AMGFX24
Exchange	Eurex
Currency	USD
Security type	Future
Underlying	AMGEN INC.
Maturity	11-2024
Contract size	100

Market data

Bid (Bid size)	- USD (-)
Ask (Ask size)	- USD (-)
Open	315.8177 USD
High	315.8177 USD
Low	315.8177 USD
Close (prev. day)	332.8249 USD
Underlying	AMGEN INC.
Underlying price (date)	312.50 (24/08/07)
Settlement price (date)	315.82 (24/08/07)
Open Interest	0

Performance and Risk

	6m	1Y	3Y
Perf (%)	+2.33%	-	-
Perf (abs.)	+7.58	-	-
Beta	-	-	-
Volatility	28.81	-	-

Futures and Options

Related Futures	-
Related Options	-

5Y











Information about previous performance does not guarantee future performance.
Source: FactSet

Price data

Ø price 5 days Ø volume 5 days (pcs.)	333.4676 USD (0)
Ø price 30 days Ø volume 30 days (pcs.)	328.9386 USD (0)
Ø price 100 days Ø volume 100 days (pcs.)	306.0758 USD (0)
Ø price 250 days Ø volume 250 days (pcs.)	- USD (-)
YTD High date	344.2897 USD (2024/07/25)
YTD Low date	267.8880 USD (2024/04/17)
52 Weeks High date	- USD (-)
52 Weeks Low date	- USD (-)

Recent Research

on underlying	on sector	on market	
Date		Headline	Download
2024/07/24		Global Equity Ratings	
2024/07/12		Global Equity Ratings	
2024/06/21		Global Equity Ratings	
2024/06/14		Global Equity Ratings	
2024/05/29		Global Equity Ratings	