

# DANONE S.A. FUTURE (BSNH) - EUX/202411

2024/10/18 19:07:04

Price  
**64.9766** EUR

Difference  -0.53% (-0.35)

### General attributes

|               |             |
|---------------|-------------|
| Symbol        | BSNHX24     |
| Exchange      | Eurex       |
| Currency      | EUR         |
| Security type | Future      |
| Underlying    | DANONE S.A. |
| Maturity      | 11-2024     |
| Contract size | 100         |

### Market data

|                         |                  |
|-------------------------|------------------|
| Bid (Bid size)          | - EUR (-)        |
| Ask (Ask size)          | - EUR (-)        |
| Open                    | 64.9766 EUR      |
| High                    | 64.9766 EUR      |
| Low                     | 64.9766 EUR      |
| Close (prev. day)       | 65.3242 EUR      |
| Underlying              | DANONE S.A.      |
| Underlying price (date) | 64.80 (24/10/18) |
| Settlement price (date) | 64.98 (24/10/18) |
| Open Interest           | 0                |

### Performance and Risk

|             | 6m      | 1Y | 3Y |
|-------------|---------|----|----|
| Perf (%)    | +11.00% | -  | -  |
| Perf (abs.) | +6.44   | -  | -  |
| Beta        | -       | -  | -  |
| Volatility  | 12.77   | -  | -  |

### Futures and Options

|                 |   |
|-----------------|---|
| Related Futures | - |
| Related Options | - |

5Y












Information about previous performance does not guarantee future performance.  
Source: FactSet

### Price data

|   |                          |
|---|--------------------------|
| Ø price 5 days   Ø volume 5 days (pcs.)     | 65.4029 EUR (0)          |
| Ø price 30 days   Ø volume 30 days (pcs.)   | 65.3487 EUR (0)          |
| Ø price 100 days   Ø volume 100 days (pcs.) | 61.9768 EUR (0)          |
| Ø price 250 days   Ø volume 250 days (pcs.) | 60.4717 EUR (0)          |
| YTD High   date                             | 66.5387 EUR (2024/09/10) |
| YTD Low   date                              | 57.0052 EUR (2024/04/10) |
| 52 Weeks High   date                        | - EUR (-)                |
| 52 Weeks Low   date                         | - EUR (-)                |

### Recent Research

| on underlying | on sector   | on market             |   |
|---------------|---|-----------------------|---|
| Date          |   | Headline              | Download  |
| 2024/09/27    |  | Global Equity Ratings |  |
| 2024/09/11    |  | Global Equity Ratings |  |
| 2024/09/05    |  | Global Equity Ratings |  |
| 2024/08/12    |  | Global Equity Ratings |  |
| 2024/07/24    |  | Global Equity Ratings |  |