

## GENERAL MILLS INC. FUTURE (GISF) - EUX/202411

2024/07/17 18:45:43

Price  
**65.5953** USDDifference  3.76% (2.38)

## General attributes

Symbol	GISFX24
Exchange	Eurex
Currency	USD
Security type	Future
Underlying	GENERAL MILLS INC.
Maturity	11-2024
Contract size	100

## Market data

Bid (Bid size)	- USD (-)
Ask (Ask size)	- USD (-)
Open	65.5953 USD
High	65.5953 USD
Low	65.5953 USD
Close (prev. day)	63.2201 USD
Underlying	GENERAL MILLS INC.
Underlying price (date)	65.34 (24/07/17)
Settlement price (date)	65.60 (24/07/17)
Open Interest	0

## Performance and Risk

	6m	1Y	3Y
Perf (%)	+1.73%	-	-
Perf (abs.)	+1.12	-	-
Beta	-	-	-
Volatility	19.01	-	-

## Futures and Options

Related Futures	-
Related Options	-

5Y








Information about previous performance does not guarantee future performance.  
Source: FactSet

## Price data

Ø price 5 days   Ø volume 5 days (pcs.)	64.1628 USD (0)
Ø price 30 days   Ø volume 30 days (pcs.)	65.2729 USD (0)
Ø price 100 days   Ø volume 100 days (pcs.)	68.0153 USD (0)
Ø price 250 days   Ø volume 250 days (pcs.)	- USD (-)
YTD High   date	72.6947 USD (2024/04/24)
YTD Low   date	62.5733 USD (2024/07/09)
52 Weeks High   date	- USD (-)
52 Weeks Low   date	- USD (-)

## Recent Research

on sector		on market	
Date		Headline	Download
2024/07/18		Akciové trhy - denní zpráva	
2024/07/17		Akciové trhy - denní zpráva	
2024/07/16		Akciové trhy - denní zpráva	
2024/07/15		Akciové trhy - denní zpráva	
2024/07/12		Global Equity Ratings	