

# NEXTERA ENERGY INC. FUTURE (FPLF) - EUX/202411

2024/07/16 18:50:20

Price  
**72.2143** USD

Difference  -1.19% (-0.87)

### General attributes

Symbol	FPLFX24
Exchange	Eurex
Currency	USD
Security type	Future
Underlying	NEXTERA ENERGY INC.
Maturity	11-2024
Contract size	100

### Market data

Bid (Bid size)	- USD (-)
Ask (Ask size)	- USD (-)
Open	72.2143 USD
High	72.2143 USD
Low	72.2143 USD
Close (prev. day)	73.0805 USD
Underlying	NEXTERA ENERGY INC.
Underlying price (date)	71.90 (24/07/16)
Settlement price (date)	72.21 (24/07/16)
Open Interest	0

### Performance and Risk

	6m	1Y	3Y
Perf (%)	+16.16%	-	-
Perf (abs.)	+10.05	-	-
Beta	-	-	-
Volatility	27.96	-	-

### Futures and Options

Related Futures	-
Related Options	-












Information about previous performance does not guarantee future performance.  
Source: FactSet

### Price data

Ø price 5 days   Ø volume 5 days (pcs.)	74.3320 USD (0)
Ø price 30 days   Ø volume 30 days (pcs.)	74.0551 USD (0)
Ø price 100 days   Ø volume 100 days (pcs.)	69.1654 USD (0)
Ø price 250 days   Ø volume 250 days (pcs.)	- USD (-)
YTD High   date	80.3633 USD (2024/06/03)
YTD Low   date	55.5054 USD (2024/03/04)
52 Weeks High   date	- USD (-)
52 Weeks Low   date	- USD (-)

### Recent Research

on underlying	on sector	on market	
Date		Headline	Download
2024/07/12		Global Equity Ratings	
2024/06/21		Global Equity Ratings	
2024/06/14		Global Equity Ratings	
2024/05/29		Global Equity Ratings	
2024/04/26		Global Equity Ratings	