

SWISSCOM AG FUTURE (SCMH) - EUX/202411

2024/09/17 18:46:13

Price
550.973 CHF

Difference  -0.36% (-2.00)

General attributes

Symbol	SCMHX24
Exchange	Eurex
Currency	CHF
Security type	Future
Underlying	SWISSCOM AG
Maturity	11-2024
Contract size	10

Market data

Bid (Bid size)	- CHF (-)
Ask (Ask size)	- CHF (-)
Open	550.973 CHF
High	550.973 CHF
Low	550.973 CHF
Close (prev. day)	552.9683 CHF
Underlying	SWISSCOM AG
Underlying price (date)	548.50 (24/09/18)
Settlement price (date)	550.97 (24/09/17)
Open Interest	0

Performance and Risk

	6m	1Y	3Y
Perf (%)	+6.82%	-	-
Perf (abs.)	+35.16	-	-
Beta	-	-	-
Volatility	11.45	-	-

Futures and Options

Related Futures	-
Related Options	-

5Y












Information about previous performance does not guarantee future performance.
Source: FactSet

Price data

Ø price 5 days Ø volume 5 days (pcs.)	550.713 CHF (0)
Ø price 30 days Ø volume 30 days (pcs.)	538.690 CHF (0)
Ø price 100 days Ø volume 100 days (pcs.)	519.837 CHF (0)
Ø price 250 days Ø volume 250 days (pcs.)	- CHF (-)
YTD High date	552.968 CHF (2024/09/16)
YTD Low date	484.234 CHF (2024/02/12)
52 Weeks High date	- CHF (-)
52 Weeks Low date	- CHF (-)

Recent Research

on sector		on market	
Date		Headline	Download
2024/09/11		Global Equity Ratings	
2024/09/05		Global Equity Ratings	
2024/08/12		Global Equity Ratings	
2024/07/24		Global Equity Ratings	
2024/07/12		Global Equity Ratings	