

ALPHABET INC. FUTURE (GOAF) - EUX/202411

2024/08/07 18:43:13

Price
162.5733 USDDifference  0.71% (1.15)

General attributes

Symbol	GOAFX24
Exchange	Eurex
Currency	USD
Security type	Future
Underlying	ALPHABET INC A
Maturity	11-2024
Contract size	100

Market data

Bid (Bid size)	- USD (-)
Ask (Ask size)	- USD (-)
Open	162.5733 USD
High	162.5733 USD
Low	162.5733 USD
Close (prev. day)	161.4279 USD
Underlying	ALPHABET INC A
Underlying price (date)	158.94 (24/08/07)
Settlement price (date)	162.57 (24/08/07)
Open Interest	0

Performance and Risk

	6m	1Y	3Y
Perf (%)	+7.94%	-	-
Perf (abs.)	+11.96	-	-
Beta	-	-	-
Volatility	27.55	-	-

Futures and Options

Related Futures	-
Related Options	-

5Y












Information about previous performance does not guarantee future performance.
Source: FactSet

Price data

Ø price 5 days Ø volume 5 days (pcs.)	166.2826 USD (0)
Ø price 30 days Ø volume 30 days (pcs.)	181.4620 USD (0)
Ø price 100 days Ø volume 100 days (pcs.)	173.8155 USD (0)
Ø price 250 days Ø volume 250 days (pcs.)	- USD (-)
YTD High date	193.8439 USD (2024/07/05)
YTD Low date	136.4153 USD (2024/03/05)
52 Weeks High date	- USD (-)
52 Weeks Low date	- USD (-)

Recent Research

on underlying	on sector	on market	
Date		Headline	Download
2024/07/24		Global Equity Ratings	
2024/07/12		Global Equity Ratings	
2024/06/21		Global Equity Ratings	
2024/06/14		Global Equity Ratings	
2024/05/29		Global Equity Ratings	