

MERCK & CO. INC. FUTURE (MCCF) - EUX/202411

2024/08/30 18:36:56

Price
118.2645 USD

Difference  **-0.12% (-0.14)**

General attributes

Symbol	MCCFX24
Exchange	Eurex
Currency	USD
Security type	Future
Underlying	MERCK & CO. INC.
Maturity	11-2024
Contract size	100

Market data

Bid (Bid size)	- USD (-)
Ask (Ask size)	- USD (-)
Open	118.2645 USD
High	118.2645 USD
Low	118.2645 USD
Close (prev. day)	118.4058 USD
Underlying	MERCK & CO. INC.
Underlying price (date)	118.45 (24/08/30)
Settlement price (date)	118.26 (24/08/30)
Open Interest	0

Performance and Risk

	6m	1Y	3Y
Perf (%)	-9.38%	-	-
Perf (abs.)	-12.24	-	-
Beta	-	-	-
Volatility	21.68	-	-

Futures and Options

Related Futures	-
Related Options	-

5Y












Information about previous performance does not guarantee future performance.
Source: FactSet

Price data

Ø price 5 days Ø volume 5 days (pcs.)	117.6920 USD (0)
Ø price 30 days Ø volume 30 days (pcs.)	117.8667 USD (0)
Ø price 100 days Ø volume 100 days (pcs.)	126.7342 USD (0)
Ø price 250 days Ø volume 250 days (pcs.)	- USD (-)
YTD High date	135.3894 USD (2024/06/25)
YTD Low date	112.1712 USD (2024/08/07)
52 Weeks High date	- USD (-)
52 Weeks Low date	- USD (-)

Recent Research

on underlying	on sector	on market	
Date		Headline	Download
2024/08/12		Global Equity Ratings	
2024/07/24		Global Equity Ratings	
2024/07/12		Global Equity Ratings	
2024/06/21		Global Equity Ratings	
2024/06/14		Global Equity Ratings	