

LILLY & CO., ELI FUTURE (LLYF) - EUX/202411

2024/05/17 19:05:10

Price
789.604 USDDifference  -0.77% (-6.09)

General attributes

Symbol	LLYFX24
Exchange	Eurex
Currency	USD
Security type	Future
Underlying	ELI LILLY AND COMPANY
Maturity	11-2024
Contract size	100

Market data

Bid (Bid size)	- USD (-)
Ask (Ask size)	- USD (-)
Open	789.604 USD
High	789.604 USD
Low	789.604 USD
Close (prev. day)	795.6986 USD
Underlying	ELI LILLY AND COMPANY
Underlying price (date)	770.00 (24/05/17)
Settlement price (date)	789.60 (24/05/17)
Open Interest	0

Performance and Risk

	6m	1Y	3Y
Perf (%)	+26.99%	-	-
Perf (abs.)	+167.81	-	-
Beta	-	-	-
Volatility	29.20	-	-

Futures and Options

Related Futures	-
Related Options	-











Information about previous performance does not guarantee future performance.
Source: FactSet

Price data

Ø price 5 days Ø volume 5 days (pcs.)	786.447 USD (0)
Ø price 30 days Ø volume 30 days (pcs.)	776.341 USD (0)
Ø price 100 days Ø volume 100 days (pcs.)	744.705 USD (0)
Ø price 250 days Ø volume 250 days (pcs.)	- USD (-)
YTD High date	820.494 USD (2024/03/04)
YTD Low date	607.728 USD (2024/01/02)
52 Weeks High date	- USD (-)
52 Weeks Low date	- USD (-)

Recent Research

on underlying	on sector	on market	
Date		Headline	Download
2024/04/26		Global Equity Ratings	
2024/04/03		Global Equity Ratings	
2024/03/13		Global Equity Ratings	
2024/02/22		Global Equity Ratings	
2024/02/14		Global Equity Ratings	