

# MCDONALD'S CORP. FUTURE (MCDF) - EUX/202411

2024/07/16 18:50:42

Price  
**257.7575** USD

Difference  -0.27% (-0.70)

### General attributes

Symbol	MCDFX24
Exchange	Eurex
Currency	USD
Security type	Future
Underlying	MCDONALD'S CORPORATION COM
Maturity	11-2024
Contract size	100

### Market data

Bid (Bid size)	- USD (-)
Ask (Ask size)	- USD (-)
Open	257.7575 USD
High	257.7575 USD
Low	257.7575 USD
Close (prev. day)	258.4545 USD
Underlying	MCDONALD'S CORPORATION COM
Underlying price (date)	257.27 (24/07/16)
Settlement price (date)	257.76 (24/07/16)
Open Interest	0

### Performance and Risk

	6m	1Y	3Y
Perf (%)	-14.23%	-	-
Perf (abs.)	-42.76	-	-
Beta	-	-	-
Volatility	17.68	-	-

### Futures and Options

Related Futures	-
Related Options	-

5Y











Information about previous performance does not guarantee future performance.  
Source: FactSet

### Price data

Ø price 5 days   Ø volume 5 days (pcs.)	256.5252 USD (0)
Ø price 30 days   Ø volume 30 days (pcs.)	257.5939 USD (0)
Ø price 100 days   Ø volume 100 days (pcs.)	273.8397 USD (0)
Ø price 250 days   Ø volume 250 days (pcs.)	- USD (-)
YTD High   date	309.0567 USD (2024/01/24)
YTD Low   date	247.1804 USD (2024/07/09)
52 Weeks High   date	- USD (-)
52 Weeks Low   date	- USD (-)

### Recent Research

on underlying	on sector	on market	
Date		Headline	Download
2024/07/12		Global Equity Ratings	
2024/06/21		Global Equity Ratings	
2024/06/14		Global Equity Ratings	
2024/05/29		Global Equity Ratings	
2024/04/26		Global Equity Ratings	