

MCDONALD'S CORP. FUTURE (MCDF) - EUX/202411

2024/06/25 19:05:34

Price
260.2573 USD

Difference  -1.10% (-2.90)

General attributes

Symbol	MCDFX24
Exchange	Eurex
Currency	USD
Security type	Future
Underlying	MCDONALD'S CORPORATION COM
Maturity	11-2024
Contract size	100

Market data

Bid (Bid size)	- USD (-)
Ask (Ask size)	- USD (-)
Open	260.2573 USD
High	260.2573 USD
Low	260.2573 USD
Close (prev. day)	263.1547 USD
Underlying	MCDONALD'S CORPORATION COM
Underlying price (date)	257.27 (24/06/26)
Settlement price (date)	260.26 (24/06/25)
Open Interest	0

Performance and Risk

	6m	1Y	3Y
Perf (%)	-13.38%	-	-
Perf (abs.)	-40.21	-	-
Beta	-	-	-
Volatility	17.24	-	-

Futures and Options

Related Futures	-
Related Options	-

5Y












Information about previous performance does not guarantee future performance.
Source: FactSet

Price data

Ø price 5 days Ø volume 5 days (pcs.)	259.4496 USD (0)
Ø price 30 days Ø volume 30 days (pcs.)	262.9672 USD (0)
Ø price 100 days Ø volume 100 days (pcs.)	280.0974 USD (0)
Ø price 250 days Ø volume 250 days (pcs.)	- USD (-)
YTD High date	309.0567 USD (2024/01/24)
YTD Low date	254.2595 USD (2024/05/30)
52 Weeks High date	- USD (-)
52 Weeks Low date	- USD (-)

Recent Research

on underlying	on sector	on market	
Date		Headline	Download
2024/06/21		Global Equity Ratings	
2024/06/14		Global Equity Ratings	
2024/05/29		Global Equity Ratings	
2024/04/26		Global Equity Ratings	
2024/04/03		Global Equity Ratings	