

ADIDAS AG FUTURE (ADSG) - EUX/202411

2024/07/16 18:49:47

Price
231.7918 EURDifference  -1.18% (-2.76)

General attributes

Symbol	ADSGX24
Exchange	Eurex
Currency	EUR
Security type	Future
Underlying	ADIDAS AG
Maturity	11-2024
Contract size	100

Market data

Bid (Bid size)	- EUR (-)
Ask (Ask size)	- EUR (-)
Open	231.7918 EUR
High	231.7918 EUR
Low	231.7918 EUR
Close (prev. day)	234.5539 EUR
Underlying	ADIDAS AG
Underlying price (date)	236.90 (24/07/17)
Settlement price (date)	231.79 (24/07/16)
Open Interest	0

Performance and Risk

	6m	1Y	3Y
Perf (%)	+30.97%	-	-
Perf (abs.)	+54.82	-	-
Beta	-	-	-
Volatility	25.89	-	-

Futures and Options

Related Futures	-
Related Options	-












Information about previous performance does not guarantee future performance.
Source: FactSet

Price data

Ø price 5 days Ø volume 5 days (pcs.)	230.8378 EUR (0)
Ø price 30 days Ø volume 30 days (pcs.)	226.6557 EUR (0)
Ø price 100 days Ø volume 100 days (pcs.)	219.0528 EUR (0)
Ø price 250 days Ø volume 250 days (pcs.)	- EUR (-)
YTD High date	236.9309 EUR (2024/06/03)
YTD Low date	169.4599 EUR (2024/01/19)
52 Weeks High date	- EUR (-)
52 Weeks Low date	- EUR (-)

Recent Research

on underlying	on sector	on market	
Date		Headline	Download
2024/07/12		Global Equity Ratings	
2024/06/21		Global Equity Ratings	
2024/06/14		Global Equity Ratings	
2024/05/29		Global Equity Ratings	
2024/04/26		Global Equity Ratings	