

## ADIDAS AG FUTURE (ADSG) - EUX/202411

2024/07/11 19:04:03

Price  
**228.9773** EURDifference  2.02% (4.54)

## General attributes

Symbol	ADSGX24
Exchange	Eurex
Currency	EUR
Security type	Future
Underlying	ADIDAS AG
Maturity	11-2024
Contract size	100

## Market data

Bid (Bid size)	- EUR (-)
Ask (Ask size)	- EUR (-)
Open	228.9773 EUR
High	228.9773 EUR
Low	228.9773 EUR
Close (prev. day)	224.4384 EUR
Underlying	ADIDAS AG
Underlying price (date)	225.80 (24/07/11)
Settlement price (date)	228.98 (24/07/11)
Open Interest	0

## Performance and Risk

	6m	1Y	3Y
Perf (%)	+25.15%	-	-
Perf (abs.)	+46.02	-	-
Beta	-	-	-
Volatility	26.56	-	-

## Futures and Options

Related Futures	-
Related Options	-












Information about previous performance does not guarantee future performance.  
Source: FactSet

## Price data

Ø price 5 days   Ø volume 5 days (pcs.)	223.6203 EUR (0)
Ø price 30 days   Ø volume 30 days (pcs.)	226.9270 EUR (0)
Ø price 100 days   Ø volume 100 days (pcs.)	217.6919 EUR (0)
Ø price 250 days   Ø volume 250 days (pcs.)	- EUR (-)
YTD High   date	236.9309 EUR (2024/06/03)
YTD Low   date	169.4599 EUR (2024/01/19)
52 Weeks High   date	- EUR (-)
52 Weeks Low   date	- EUR (-)

## Recent Research

on underlying	on sector	on market		
Date			Headline	Download
2024/06/21			Global Equity Ratings	
2024/06/14			Global Equity Ratings	
2024/05/29			Global Equity Ratings	
2024/04/26			Global Equity Ratings	
2024/04/03			Global Equity Ratings	